

PRODUCT DATASHEET

CC250 Concealed Chain Actuator

Suitable for use in smoke and natural ventilators

Technical

Voltage:

DC version :24 Vdc +/- 15%

Rated current : 1.2 A @ 24Vdc

Current w/o load: < 0.2 A

Stroke: 300mm

Push/Pull forces : 250N

Clamping forces: 2000N

Speed: 6-8mm/s

Housing: Zinc & Alum alloy


Finish: black

Cable: 1 meter PVC cable

Ingress Protection: IP 20

Endurance: > 3,000 cycles
(30% duty cycle)

Weight : 1.0 kg



Description

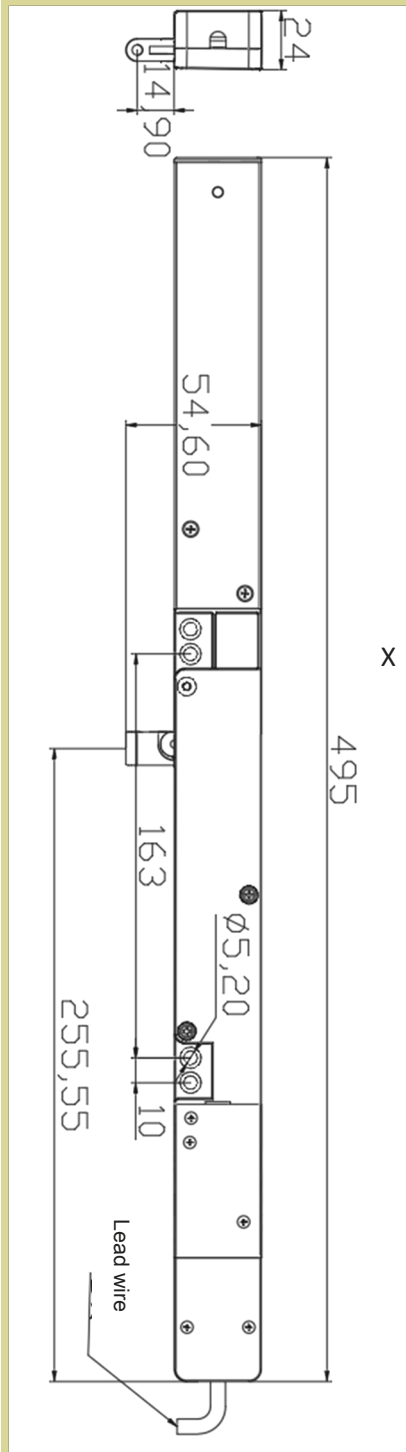
The slim design allows it to be installed inside the window profile to achieve the superior aesthetic requirement while it can be used for general purpose smoke and natural ventilation.

Features

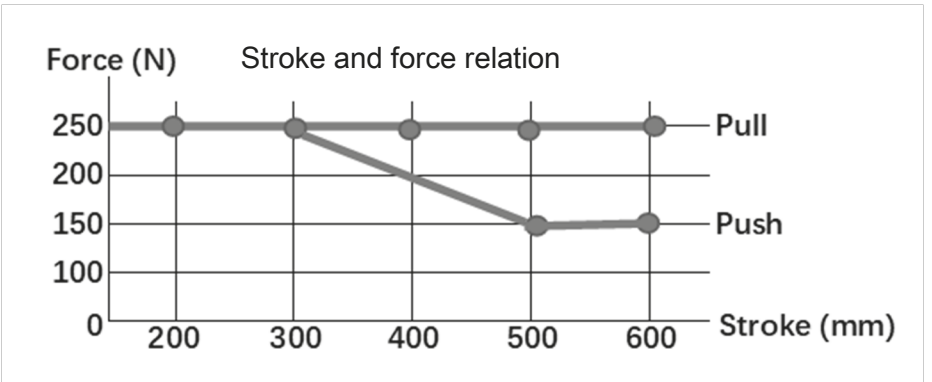
- Concealed installation inside the profile.
- Stylish design.
- Quiet and stable. Suitable for home applications.
- Easy to install.

PRODUCT DATASHEET

Dimension



Order code	Description
C02.C.D.300.B	250N, 300mm Concealed chain actuator, 24Vdc, black
C02.C.D.500.B	250N, 500mm Concealed chain actuator, 24Vdc, black



How to order VARIANCES

CO2	C	D	XXX	B
CC2 = 250N	C=CONCEALED	D = 24Vdc	stroke 100mm = 100 200mm = 200 300mm = 300	Colour S = Silver W = white B = black

Use of improper brackets will damage windows and actuators or reduce their useful life, please contact our sales for special brackets supply. The brackets drawings are updated from time to time, visit our website for more information.

